

District Report Card - Education

Swat



Annual Status of Education Report
اثر
ASER 2011
 PAKISTAN
 Facilitated by SAFED

72% men and 32% women aged 10 years and older are literate in Swat. Overall, the district is ranked **11** among 24 districts on literacy indicator.¹

Enrollment (Rural)

- **Children in the 3-5 age group:** 80% are enrolled (44% girls and 56% boys). Of this percentage, 51% children are enrolled in government schools and 49% in private educational facilities.²
- **Children in the 6-16 age group:** 96% are enrolled (32% girls and 68% boys). Of this percentage, 66% children are enrolled in government schools and 34% in private educational facilities.²
- **Out-of-school children:** 4% children (6-16 years) are not attending any school. Out of this number, 55% are girls and 45% boys.²

Number of Government Schools ³					
	Primary	Middle	High	Higher Secondary	Total
Boys	844	84	73	13	1014
Girls	491	56	22	5	574
Mixed	-	-	-	-	-
Total	1335	140	95	18	1588

For every 10 primary schools there is only 1 middle school.
Where will the rest go?

Enrollment in Government Schools ³					
	Primary	Middle	High	Higher Sec	Total
Boys	161740	10117	24142	8980	204979
Girls	96631	6580	10638	4745	118594
Total	258371	16697	34780	13725	323573

Of the 323573 children enrolled in government schools,
37% are girls (63% boys)

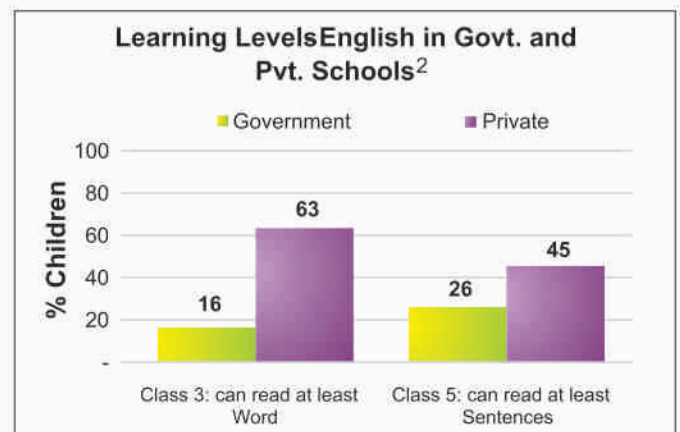
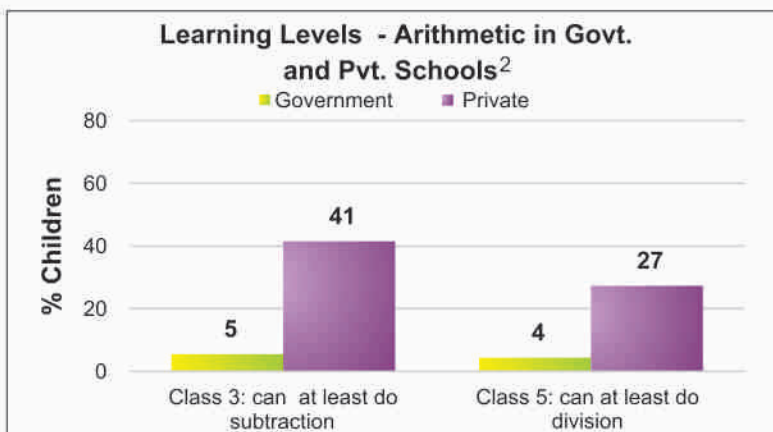
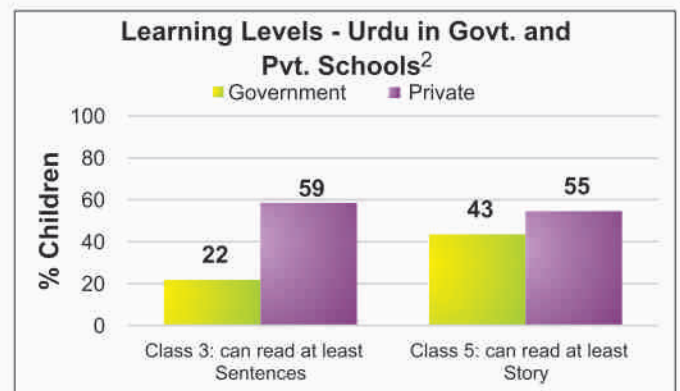


Enrollment drops as significantly at middle, high and higher secondary level class

Learning Levels (Rural)²

- 22% of class 3 students in government schools and 59% in private schools are able to read sentences in **Urdu**
- 5% of class 3 students in government schools and 41% in private schools are able to do simple **subtraction**
- 16% of class 3 students in government schools and 63% in private schools are able to read words in **English**

Mother Literacy: 87% illiterate and 13% literate



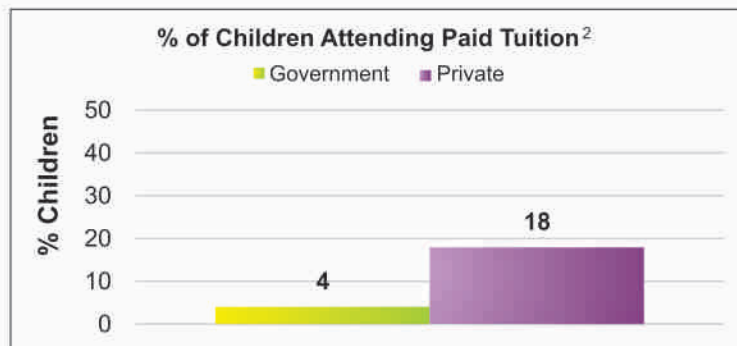
¹ Source: PSLM 2010-2011

² Source: Annual Status of Education Report (ASER) 2011

³ Source: District Education Department Swat (Feb 2012)



Teachers ³					
	Primary	Middle	High	Higher Sec	Total
Sanctioned	5000	900	1500	550	7950
Filled In	4898	854	1426	509	7687
Vacant	102	46	74	41	263
Contract	-	-	-	-	-



Non-formal Institutes ⁴	Number of centers
Non Formal Basic Education (NFBE) Centers	--
Literacy Centers	--
Total	

Students/Teachers Attendance in Government Schools ²					
	Primary	Elementary	High	Other	Total
% of student attendance as per head count	82	92	--	72	81
% of teacher attendance	63	88	--	70	67

School Facilities (Total Schools = 1588 and Boys schools=1014 and Girls schools=574)							
Government School Basic Facilities	Primary	Middle	High	Higher Sec	Total	Male	Female
Useable Water	1335	140	95	18	1588 (100%)	1014 (100%)	574 (100%)
Useable Toilet	1335	140	95	18	1588 (100%)	1014(100%)	574 (100%)
Rooms Available	3120	745	760	180	4805 (Avg 3)	3322(Avg 3)	1483(Avg 3)
Rooms used for classes	2479	703	709	167	4058 (Avg 3)	2858(Avg 3)	1200(Avg 2)
Number of Schools with 1 or 2 classrooms	56	0	0	0	56 (4%)	30(3%)	26(5%)
Availability of Playground	14	10	23	4	51(3%)	51(5%)	0(0%)
Availability of Boundary wall	650	60	60	10	780(49%)	650(64%)	130(23%)

District Education Budget for Schools FY 2009-10 to 2011-12 (Rs. Millions) ⁵						
Financial Year	Allocation			Utilization		
	Current	Development	Total	Current	Development	Total
2009-10	133.591	1.686	135.277	133.591 (100%)	1.686 (100%)	135.277 (100%)**
2010-11	204.139	2.620	206.760	204.139 (100%)*	2.621 (100%)*	206.760 (100%)**
2011-12	406.404	2.607	409.012	-	-	-

** Special Fund for Education (Flood) by the direction of CM

* in process

Urgent Action and suggestions

- Ensure 100% enrollment of 4-10 years old girls & boys in schools on time, and at an appropriate age
- Ensure quality learning is taking place in schools by reducing absenteeism of teachers & students, and regular monitoring by parents/SC
- Ensure adequate number of teachers in schools (high priority be given to 1 and 2 teacher schools)

--: data is not available ² Sources: ASER 2011 ³ District Education Department Swat (Feb 2012) ⁴ District Literacy Department (Feb 2012) ⁵ District Finance & Planning Department (Feb 2012)