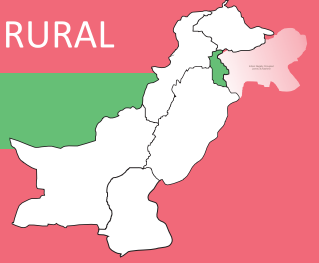


DISABILITY & FUNCTIONING



10
Rural Districts



294
Villages



286
Govt. Schools

257
Private Schools

Schools with children with disabilities

Govt. Schools

12%



Private Schools

09%

Facilities for children with disabilities

Govt. Schools

23%



RAMPS

16%

64%



DISABILITY FRIENDLY TOILETS

33%

11%



HEALTH & NUTRITION OFFICER

11%

04%













OTHER FACILITIES

Special staff, janitorial staff, pick and drop facilities

26%

Average number of children in schools

Govt. Schools			TYPE OF DISABILITY	Private Schools		
						
5.0	Some Difficulty	1.0	 VISUAL	2.8	Some Difficulty	1.7
1.0	Alot Difficulty	1.0		0.0	Alot Difficulty	0.0
1.0	Cannot do at all	1.0		0.0	Cannot do at all	0.0
1.5	Some Difficulty	0.0	 HEARING	1.0	Some Difficulty	1.0
0.0	Alot Difficulty	1.0		0.0	Alot Difficulty	0.0
1.0	Cannot do at all	1.0		0.0	Cannot do at all	0.0
1.3	Some Difficulty	1.2	 PHYSICAL	2.1	Some Difficulty	0.5
1.3	Alot Difficulty	1.7		1.5	Alot Difficulty	0.0
1.0	Cannot do at all	1.0		0.0	Cannot do at all	0.0
4.0	Some Difficulty	1.0	 INTELLECTUAL	0.5	Some Difficulty	0.0
1.0	Alot Difficulty	1.0		0.0	Alot Difficulty	0.0
0.0	Cannot do at all	0.0		0.0	Cannot do at all	0.0
0.0	Some Difficulty	1.0	 SELF CARE	0.0	Some Difficulty	0.0
1.0	Alot Difficulty	0.0		0.0	Alot Difficulty	0.0
0.0	Cannot do at all	0.0		0.0	Cannot do at all	0.0
0.0	Some Difficulty	1.0	 COMMUNICATION	0.0	Some Difficulty	0.0
1.0	Alot Difficulty	1.0		0.0	Alot Difficulty	0.0
0.0	Cannot do at all	0.0		0.0	Cannot do at all	0.0