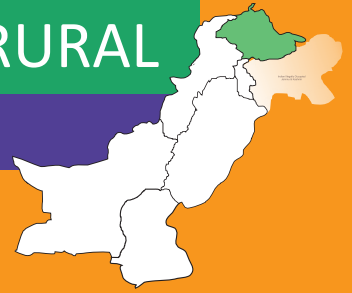


GILGIT BALTISTAN | RURAL

IMPACT OF COVID-19



14
Rural Districts



403
Villages



562
Schools



7,916
Households



20,426
Children (3-16 Years)

COVID-19 IMPACT



12%

households stated that their **earnings** during COVID-19 were affected by more than **50%**.



29%

households stated that their **psychological well-being** was substantially affected during COVID-19.

LEARNING SUPPORT DURING COVID-19

% Children-Type of Learning Support Aailed

45



PTV's
Teleschool

04



Govt.'s Radio
school programs

14



School provided
Digital Learning
Resources

18



Paid
Tuition

68



Family
members

37



Computer

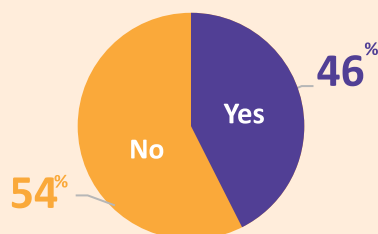
34



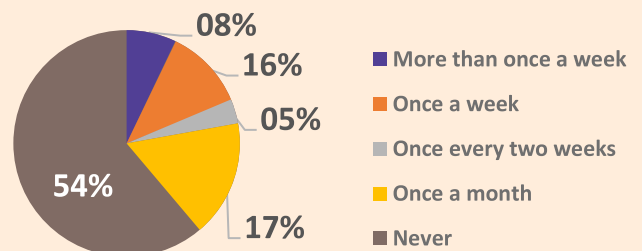
Smart
Phone

DURING SCHOOL SHUTDOWN

Did School provide Learning Material?




How often did School Management reach for providing Learning Support?




COVID-19 FACILITIES IN SCHOOLS

GOVT. SCHOOLS


PVT. SCHOOLS




DISINFECTANT AVAILABILITY



ISOLATION ROOM




COVID 19 TEST



DISINFECTANT AVAILABILITY



ISOLATION ROOM



COVID-19 TEST

COVID-19 PRECAUTIONS (%SCHOOLS)

	Government Schools				Private Schools				
	Primary	Elementary	Secondary	Overall	Primary	Elementary	Secondary	other	Overall
Alternate day Schooling	13.0	23.3	28.3	20.4	21.3	35.9	30.8	27.6	28.9
Awareness posters/IEC material displayed in school	38.7	71.6	70.9	57.2	37.0	33.3	38.5	36.7	36.7
Temperature check at entrance	27.6	52.9	60.0	44.1	32.6	33.3	43.3	41.4	38.0
Hand sanitization at Entrance	35.9	53.4	63.2	49.0	31.0	39.5	46.0	43.3	40.5
Masks worn by teachers and students at school	44.3	61.4	65.5	55.3	65.2	83.8	78.1	74.1	75.3
Hand sanitizer available inside and outside of the classroom for students	26.6	37.2	48.3	36.3	42.6	52.6	55.4	43.3	49.4

SCHOOL POLICY ON SUSPECTED COVID-19 CASES (%SCHOOLS)

	Government Schools				Private Schools				
	Primary	Elementary	Secondary	Overall	Primary	Elementary	Secondary	other	Overall
Move them to isolation room	42.9	64.3	52.9	48.8	61.7	69.2	72.3	60.0	66.9
Send the person home immediately	77.4	90.0	93.4	85.1	66.0	79.5	82.5	79.3	77.0
Call nearby health facility	51.1	91.7	87.1	72.0	56.5	51.3	46.0	50.0	50.6
Call Covid-19 helpline	35.3	80.0	69.2	50.9	62.5	100.0	73.3	0.0	73.1
No policy	0.0	0.0	0.0	0.0	-	-	-	-	-
Other	0.0	0.0	0.0	0.0	-	-	-	-	-

SCHOOL'S LEAVE POLICY FOR CONFIRMED POSITIVE CASES (%SCHOOLS)

Class-wise children who can read	Government Schools				Private Schools				
	Primary	Elementary	Secondary	Overall	Primary	Elementary	Secondary	Other*	Overall
Continue learning learning/teaching from home	25.0	83.3	71.4	50.0	100.0	100.0	80.0	100.0	90.5
14-days leave	69.1	94.3	91.7	82.1	91.7	100.0	90.9	100.0	94.1
Return back to school only after a negative COVID test	60.0	94.4	91.1	79.4	75.0	100.0	0.0	100.0	75.0
No policy	0.0	0.0	0.0	0.0	0.0	0.0	0.0	0.0	0.0
Other	0.0	0.0	0.0	0.0	0.0	0.0	0.0	0.0	0.0

