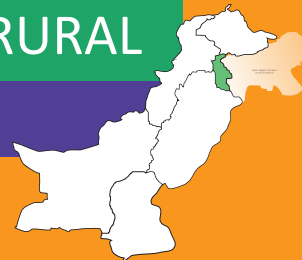


AZAD JAMMU & KASHMIR | RURAL

IMPACT OF COVID-19



10

Rural Districts



294

Villages



543

Schools



5,820

Households



16,140

Children (3-16 Years)

COVID-19 IMPACT



15%

households stated that their **earnings** during COVID-19 were affected by more than **50%**.



25%

households stated that their **psychological well-being** was substantially affected during COVID-19.

LEARNING SUPPORT DURING COVID-19

% Children-Type of Learning Support Aailed

52



PTV's Teleschool

03



Govt.'s Radio school programs

10



School provided Digital Learning Resources

21



Paid Tuition

65



Family members

14



Computer

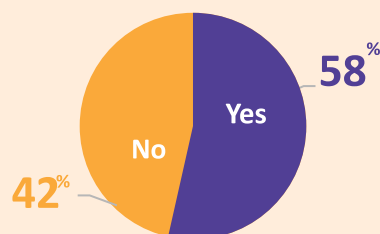
39



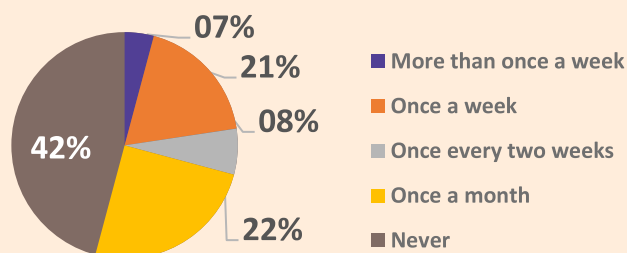
Smart Phone

DURING SCHOOL SHUTDOWN

Did School provide Learning Material?



How often did School Management reach for providing Learning Support?





GOVT. SCHOOLS

COVID-19 FACILITIES IN SCHOOLS

PVT. SCHOOLS



26.9%



DISINFECTANT
AVAILABILITY

11.6%



ISOLATION
ROOM

19.3%



COVID 19
TEST

74.5%



DISINFECTANT
AVAILABILITY

48.6%



ISOLATION
ROOM

61.6%



COVID-19
TEST

COVID-19 PRECAUTIONS (%SCHOOLS)

	Government Schools				Private Schools				
	Primary	Elementary	Secondary	Overall	Primary	Elementary	Secondary	other	Overall
Alternate day Schooling	29.0	38.4	26.7	30.7	19.4	33.8	36.7	38.5	27.6
Awareness posters/IEC material displayed in school	22.1	28.4	38.8	28.8	19.5	19.7	34.7	42.9	23.8
Temperature check at entrance	23.6	13.7	18.8	19.6	17.8	19.0	23.9	35.7	20.3
Hand sanitization at Entrance	15.6	21.9	28.2	21.1	34.7	44.6	40.0	46.7	39.0
Masks worn by teachers and students at school	39.0	40.5	40.5	39.9	29.8	50.8	61.2	71.4	43.7
Hand sanitizer available inside and outside of the classroom for students	7.3	11.1	14.3	10.4	23.6	32.3	38.8	15.4	28.4

SCHOOL POLICY ON SUSPECTED COVID-19 CASES (%SCHOOLS)

	Government Schools				Private Schools				
	Primary	Elementary	Secondary	Overall	Primary	Elementary	Secondary	other	Overall
Move them to isolation room	90.0	85.7	42.9	75.0	21.3	31.3	65.3	35.7	33.3
Send the person home immediately	98.4	100.0	93.0	97.2	34.4	49.2	68.8	57.1	46.2
Call nearby health facility	96.9	100.0	90.0	95.8	5.8	31.7	39.1	35.7	20.5
Call Covid-19 helpline	88.9	100.0	60.0	84.2	78.6	66.7	72.7	50.0	72.2
No policy	0.0	0.0	0.0	0.0	-	-	-	-	-
Other	0.0	0.0	0.0	0.0	-	-	-	-	-

SCHOOL'S LEAVE POLICY FOR CONFIRMED POSITIVE CASES (%SCHOOLS)

	Government Schools				Private Schools				
	Primary	Elementary	Secondary	Overall	Primary	Elementary	Secondary	other	Overall
Continue learning learning/teaching from home	87.5	100.0	83.3	89.5	85.7	100.0	66.7	66.7	83.3
14-days leave	97.1	100.0	96.9	97.9	96.8	100.0	83.3	66.7	94.3
Return back to school only after a negative COVID test	97.7	100.0	96.4	97.9	90.0	100.0	75.0	66.7	86.4
No policy	0.0	0.0	0.0	0.0	0.0	0.0	0.0	0.0	0.0
Other	0.0	0.0	0.0	0.0	0.0	0.0	0.0	0.0	0.0

