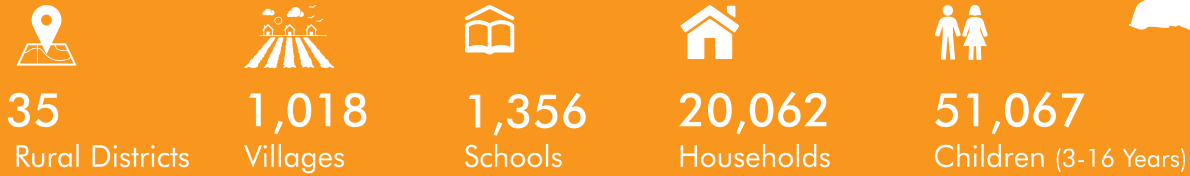


IMPACT OF COVID-19



COVID-19 IMPACT



19%

households stated that their **earnings** during COVID-19 were affected by more than **50%**.




30%

households stated that their **psychological well-being** was substantially affected during COVID-19.

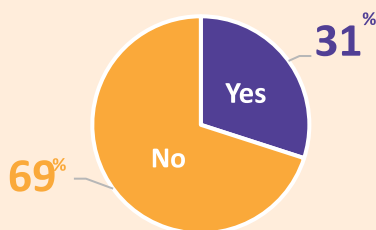
LEARNING SUPPORT DURING COVID-19

% Children-Type of Learning Support Aailed

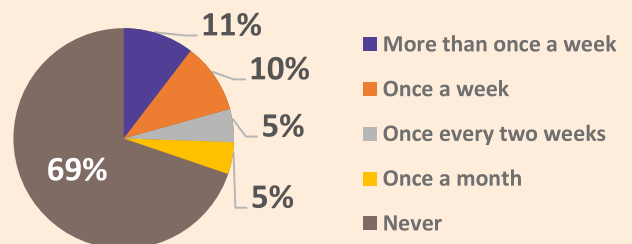


DURING SCHOOL SHUTDOWN

Did School provide Learning Material?



How often did School Management reach for providing Learning Support?





GOVT. SCHOOLS

COVID-19 FACILITIES IN SCHOOLS

PVT. SCHOOLS



72.6%



DISINFECTANT
AVAILABILITY

39.0%



ISOLATION
ROOM

42.0%



COVID 19
TEST

89.2%



DISINFECTANT
AVAILABILITY

79.9%



ISOLATION
ROOM

85.3%



COVID-19
TEST

COVID-19 PRECAUTIONS (%SCHOOLS)

	Government Schools				Private Schools				
	Primary	Elementary	Secondary	Overall	Primary	Elementary	Secondary	other	Overall
Alternate day Schooling	44.0	55.5	58.9	50.2	44.6	54.6	49.5	61.1	50.4
Awareness posters/IEC material displayed in school	83.2	90.5	86.7	85.7	51.1	62.2	49.0	57.9	55.3
Temperature check at entrance	75.5	85.1	84.3	79.7	31.7	36.2	44.4	29.4	36.4
Hand sanitization at Entrance	75.6	79.9	84.1	78.7	42.9	39.5	61.3	68.4	46.8
Masks worn by teachers and students at school	78.7	76.4	86.1	80.0	78.5	80.1	83.5	94.4	81.0
Hand sanitizer available inside and outside of the classroom for students	63.0	69.4	78.4	68.2	61.1	72.6	77.6	78.9	70.2

SCHOOL POLICY ON SUSPECTED COVID-19 CASES (%SCHOOLS)

	Government Schools				Private Schools				
	Primary	Elementary	Secondary	Overall	Primary	Elementary	Secondary	other	Overall
Move them to isolation room	90.6	80.4	87.3	87.3	81.2	77.4	80.5	77.8	79.3
Send the person home immediately	98.5	94.7	98.0	97.6	76.2	81.9	74.7	72.2	77.9
Call nearby health facility	99.4	94.8	98.4	98.2	61.5	63.2	73.6	64.7	65.0
Call Covid-19 helpline	97.1	93.3	97.8	96.6	88.5	94.3	77.4	80.0	86.6
No policy	0.0	0.0	0.0	0.0	-	-	-	-	-
Other	0.0	0.0	0.0	0.0	-	-	-	-	-

SCHOOL'S LEAVE POLICY FOR CONFIRMED POSITIVE CASES (%SCHOOLS)

	Government Schools				Private Schools				
	Primary	Elementary	Secondary	Overall	Primary	Elementary	Secondary	other	Overall
Continue learning learning/teaching from home	94.1	87.5	89.7	91.3	95.5	100.0	81.8	100.0	92.6
14-days leave	96.3	94.6	96.9	96.1	92.0	100.0	79.2	100.0	91.0
Return back to school only after a negative COVID test	98.7	95.5	98.9	98.2	83.3	93.8	85.0	100.0	88.2
No policy	0.0	0.0	0.0	0.0	0.0	0.0	0.0	0.0	0.0
Other	0.0	0.0	0.0	0.0	0.0	0.0	0.0	0.0	0.0

