



District Report Card - Gujrat, Punjab

Number of Government Schools¹



Boys Schools	Girls Schools	Mix Schools	Total School
316	200	920	1,436

Children Enrollment¹



Boys Enrollment	Girls Enrollment	Total Enrollment
155,193	161,663	316,856

Number of Teachers¹



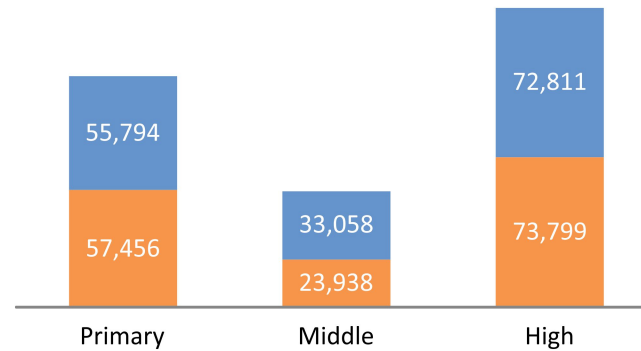
Appointed Permanent	Appointed Contract
9,189	228

No. of Govt. Schools¹

Type	Primary	Middle	High
Boys	137	46	133
Girls	55	58	87
Mix	764	111	45
Total	956	215	265

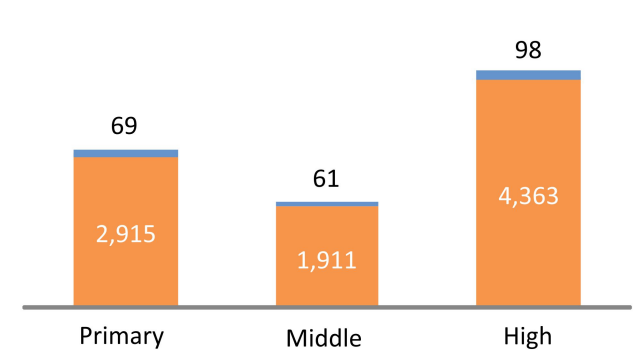
Enrollment in Govt. Schools¹

Boys Girls



Teachers in Govt. Schools¹

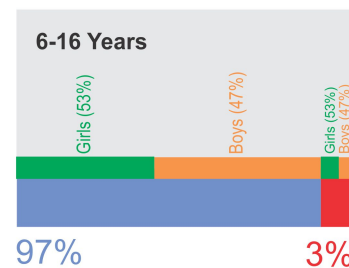
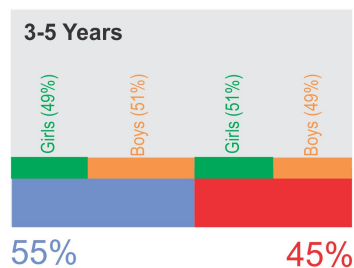
Appointed Permanent Appointed Contract



1- Program Monitoring and Implementation Unit (PMIU) - Punjab

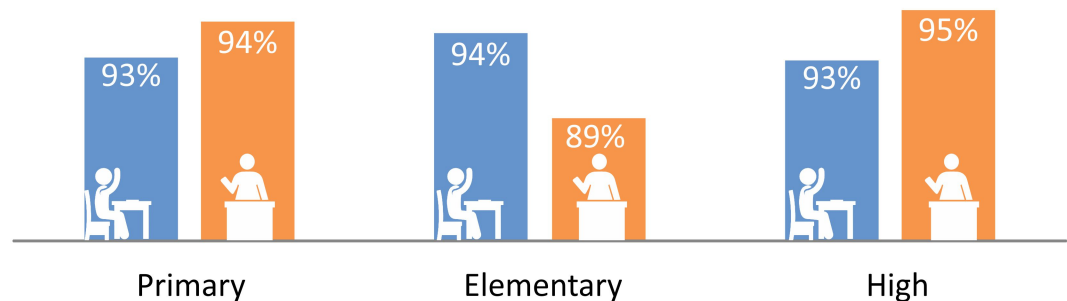
Enrollment²

Enrolled Out-of-school



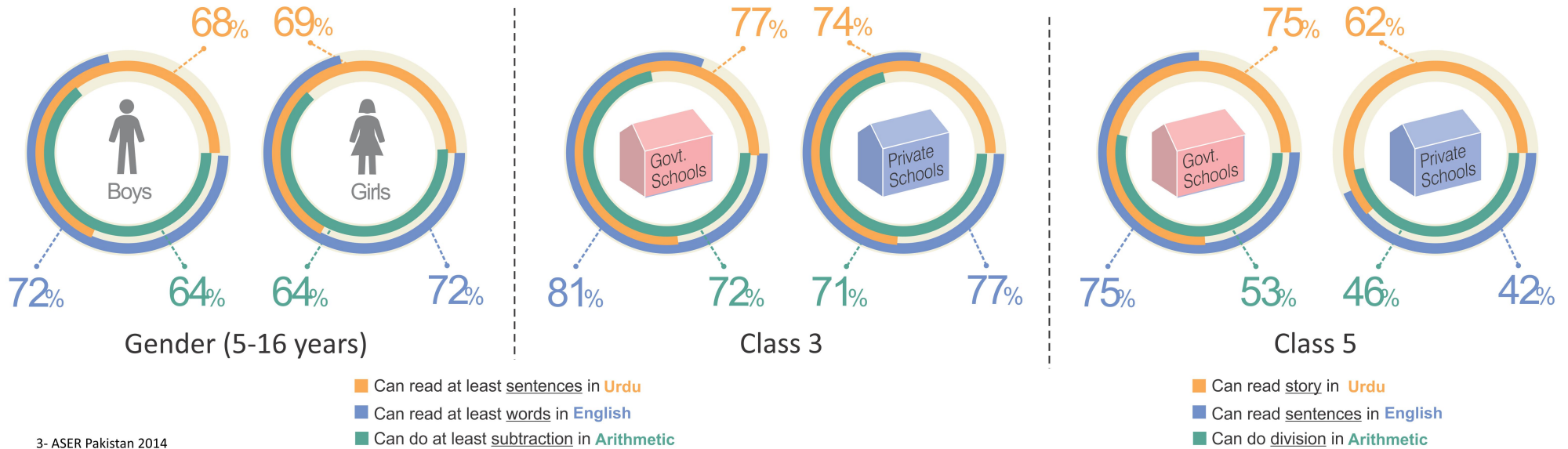
Attendance²

Student attendance as per head count (on the day of survey) Teacher attendance (on the day of survey)



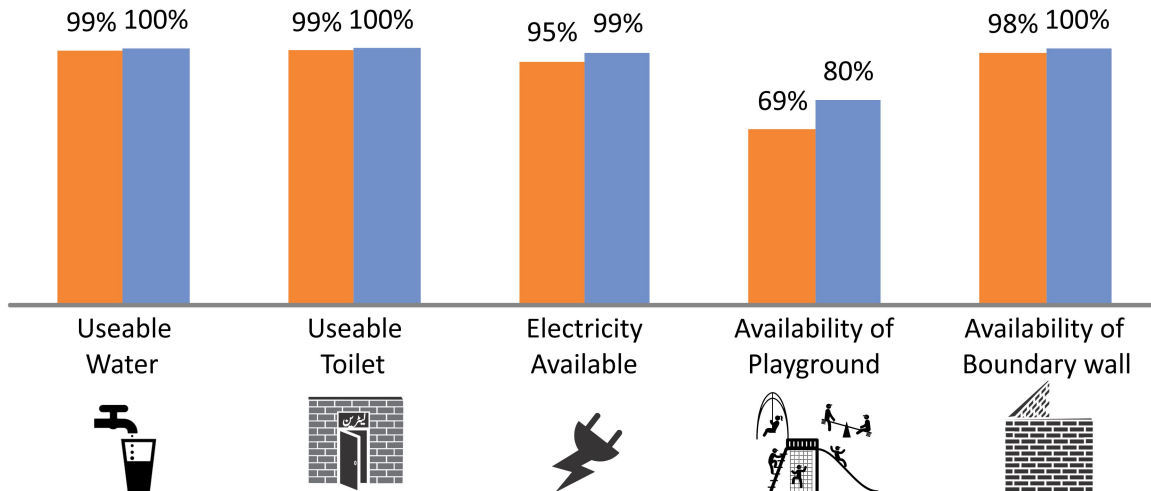
2- ASER Pakistan 2014

Learning Levels³



School facilities for Govt. Schools⁴

Primary Middle



District Education Budget for Schools⁵

School Non-Salary Budget 2013-14 (Rs. in Million)



Total Funds Allocated / Released

39.69

Total Funds Utilized (till-March 2014)

24.62