



District Report Card - Narowal, Punjab



Number of Government Schools¹



Boys Schools	Girls Schools	Mix Schools	Total School
156	138	935	1,229

Children Enrollment¹



Boys Enrollment	Girls Enrollment	Total Enrollment
110,912	110,961	221,873

Number of Teachers¹



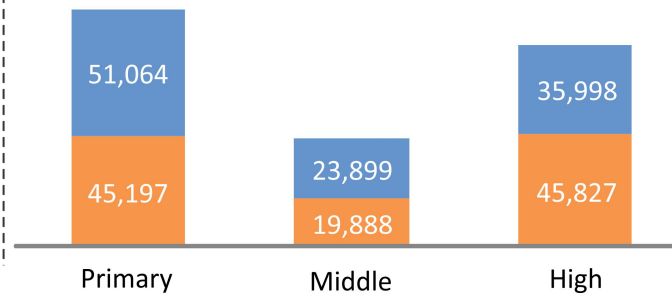
Appointed Permanent	Appointed Contract
6,955	327

No. of Govt. Schools¹

Type	Primary	Middle	High
Boys	70	22	64
Girls	60	32	46
Mix	797	101	37
Total	927	155	147

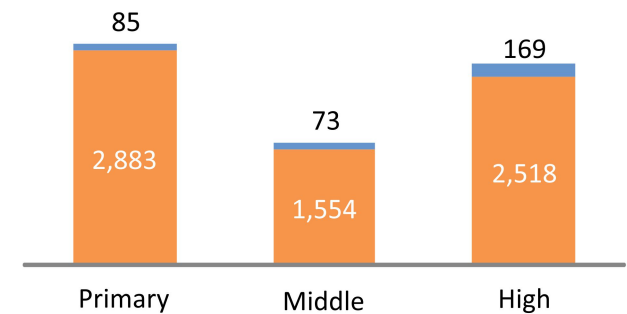
Enrollment in Govt. Schools¹

Boys Girls



Teachers in Govt. Schools¹

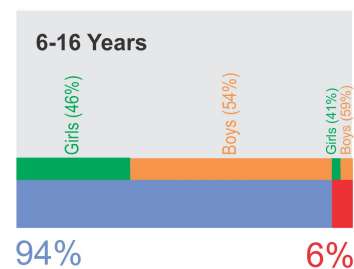
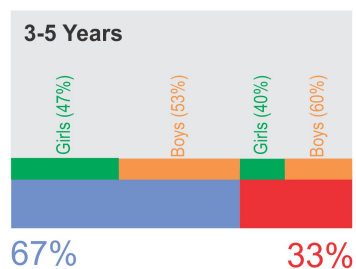
Appointed Permanent Appointed Contract



1- Program Monitoring and Implementation Unit (PMIU) - Punjab

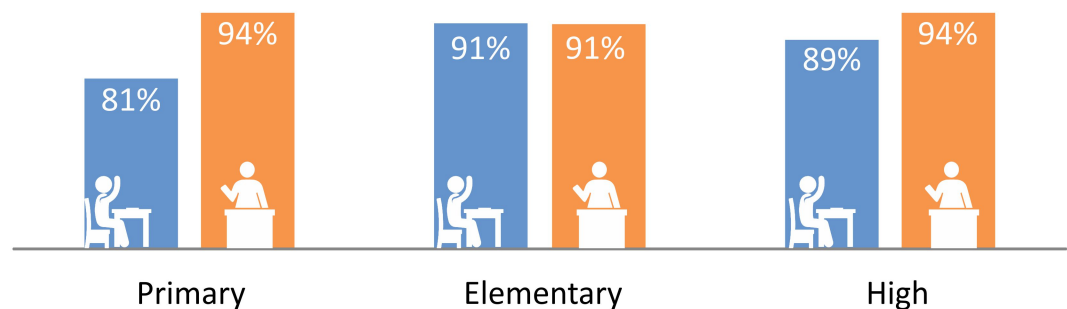
Enrollment²

Enrolled Out-of-school



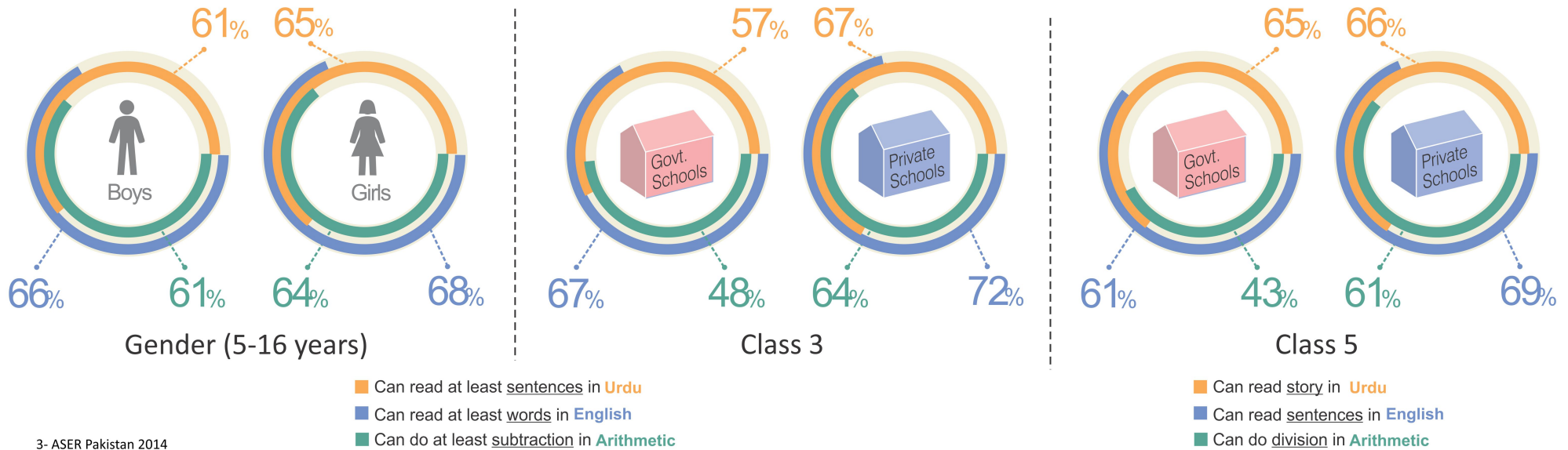
Attendance²

Student attendance as per head count (on the day of survey) Teacher attendance (on the day of survey)

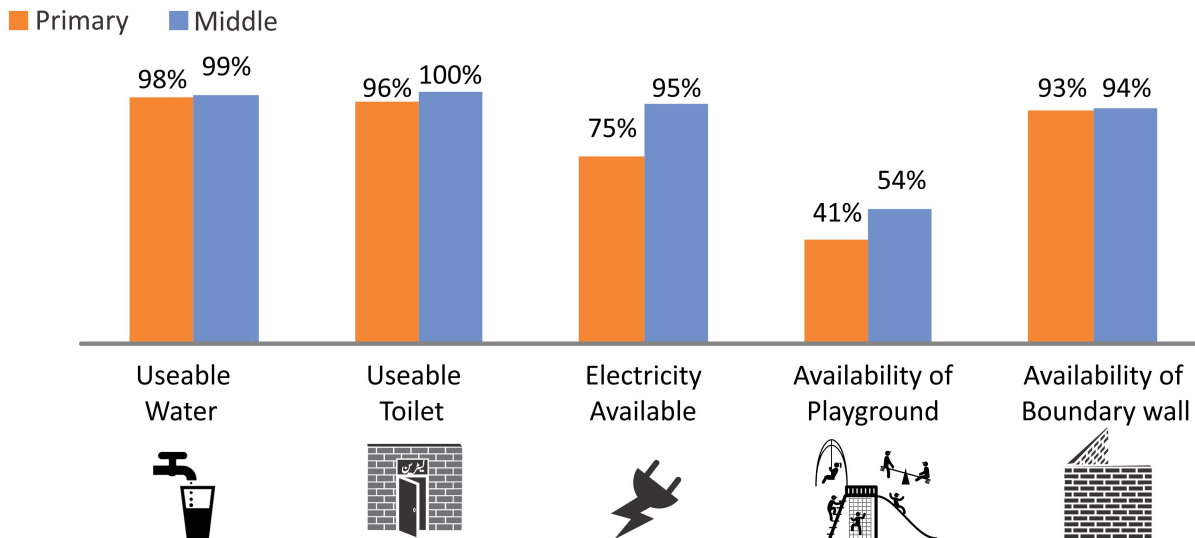


2- ASER Pakistan 2014

Learning Levels³



School facilities for Govt. Schools⁴



District Education Budget for Schools⁵

School Non-Salary Budget 2013-14 (Rs. in Million)



Total Funds Allocated / Released

29.20

Total Funds Utilized (till-March 2014)

36.60