



# District Report Card - Sargodha, Punjab

## Number of Government Schools<sup>1</sup>



Boys Schools	Girls Schools	Mix Schools	Total School
<b>598</b>	<b>482</b>	<b>876</b>	<b>1,956</b>

## Children Enrollment<sup>1</sup>



Boys Enrollment	Girls Enrollment	Total Enrollment
<b>207,239</b>	<b>182,776</b>	<b>390,015</b>

## Number of Teachers<sup>1</sup>



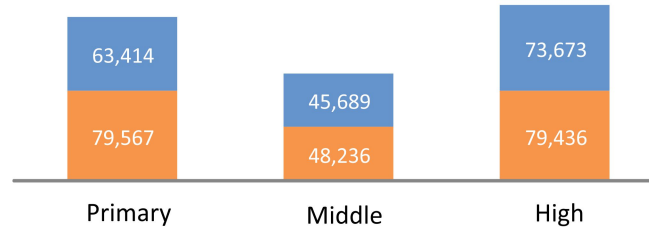
Appointed Permanent	Appointed Contract
<b>11,873</b>	<b>534</b>

## No. of Govt. Schools<sup>1</sup>

Type	Primary	Middle	High
Boys	333	136	129
Girls	229	140	113
Mix	746	96	34
<b>Total</b>	<b>1,308</b>	<b>372</b>	<b>276</b>

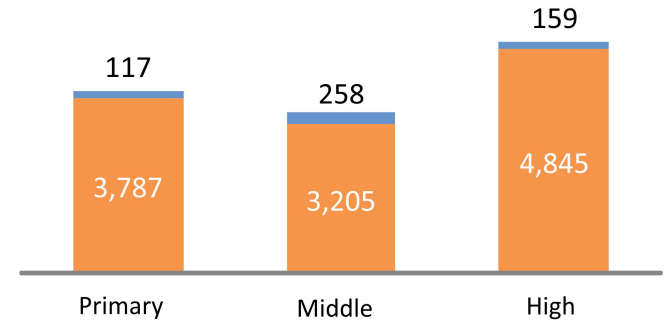
## Enrollment in Govt. Schools<sup>1</sup>

Boys Girls



## Teachers in Govt. Schools<sup>1</sup>

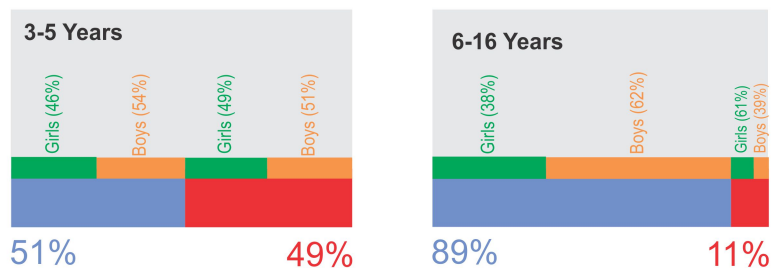
Appointed Permanent Appointed Contract



1- Program Monitoring and Implementation Unit (PMIU) - Punjab

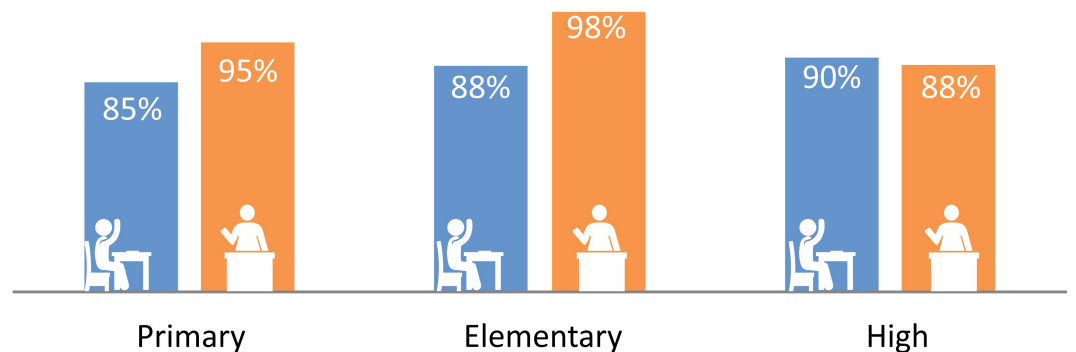
## Enrollment<sup>2</sup>

Enrolled Out-of-school



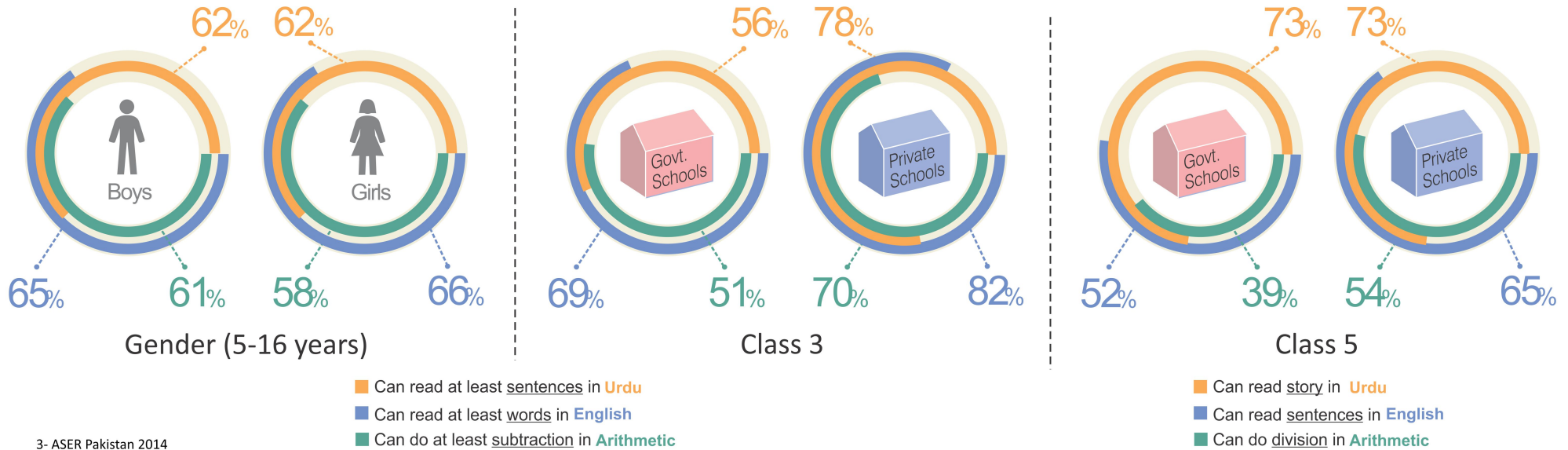
## Attendance<sup>2</sup>

Student attendance as per head count (on the day of survey) Teacher attendance (on the day of survey)



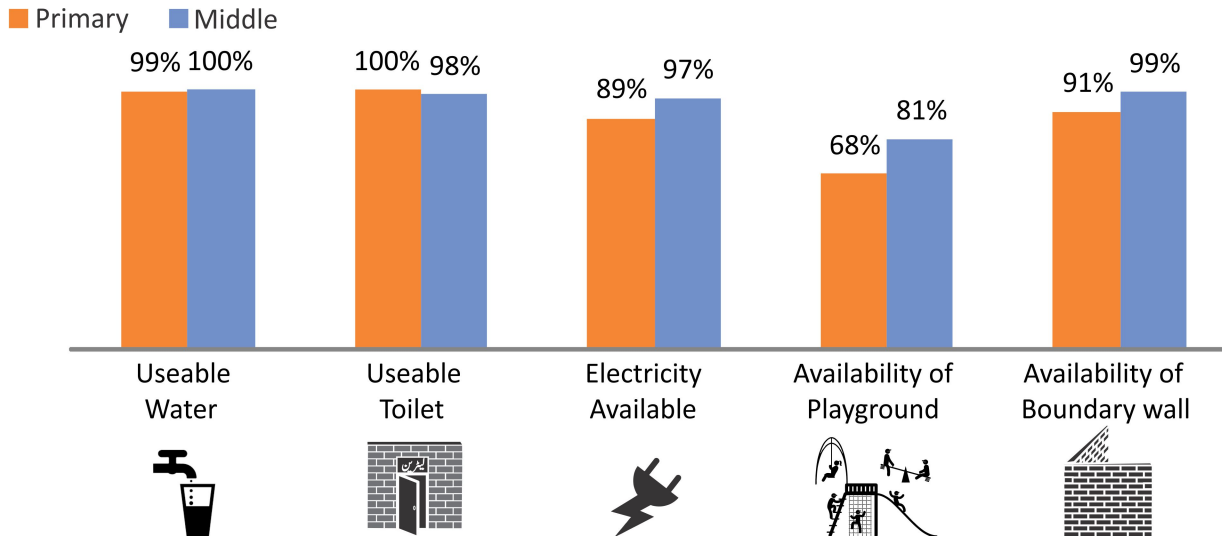
2- ASER Pakistan 2014

## Learning Levels<sup>3</sup>



3- ASER Pakistan 2014

## School facilities for Govt. Schools<sup>4</sup>



4- Program Monitoring and Implementation Unit (PMIU) - Punjab

## District Education Budget for Schools<sup>5</sup>

School Non-Salary Budget 2013-14 (Rs. in Million)



Total Funds Allocated / Released

**525.66**

Total Funds Transferred (till-March 2014)

**383.89**

5- PMIU (Punjab) District Report Card (For the period of January - March 2014)