



# District Report Card - Vehari, Punjab

## Number of Government Schools<sup>1</sup>



Boys Schools	Girls Schools	Mix Schools	Total School
<b>566</b>	<b>454</b>	<b>451</b>	<b>1,471</b>

## Children Enrollment<sup>1</sup>



Boys Enrollment	Girls Enrollment	Total Enrollment
<b>159,165</b>	<b>134,407</b>	<b>293,572</b>

## Number of Teachers<sup>1</sup>



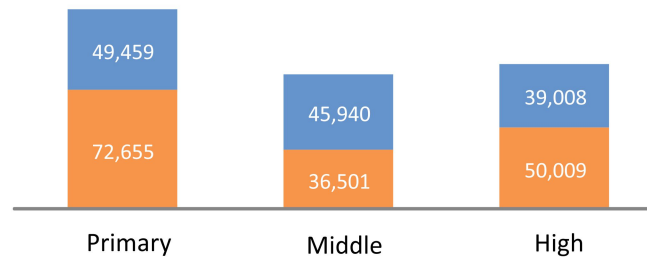
Appointed Permanent	Appointed Contract
<b>7,916</b>	<b>284</b>

## No. of Govt. Schools<sup>1</sup>

Type	Primary	Middle	High
Boys	387	102	77
Girls	249	136	69
Mix	394	48	9
<b>Total</b>	<b>1,030</b>	<b>286</b>	<b>155</b>

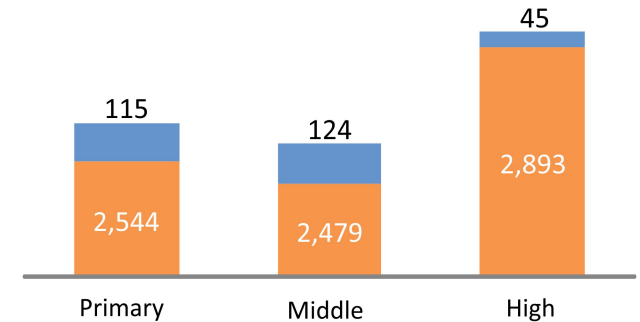
## Enrollment in Govt. Schools<sup>1</sup>

Boys Girls



## Teachers in Govt. Schools<sup>1</sup>

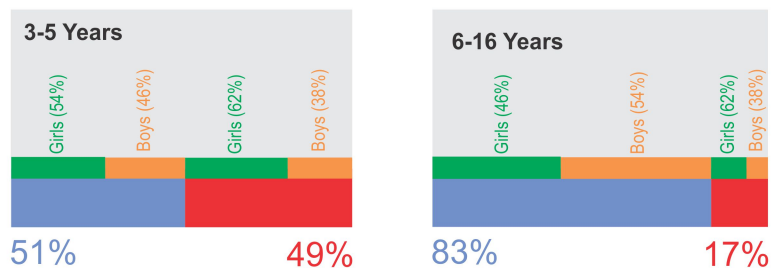
Appointed Permanent Appointed Contract



1- Program Monitoring and Implementation Unit (PMIU) - Punjab

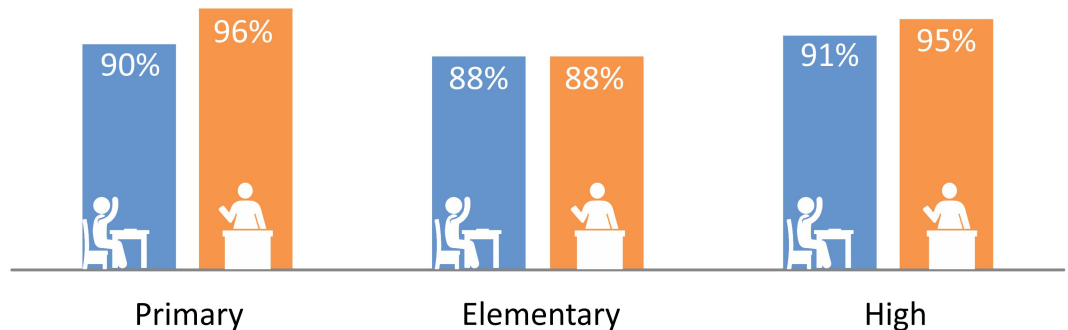
## Enrollment<sup>2</sup>

Enrolled Out-of-school



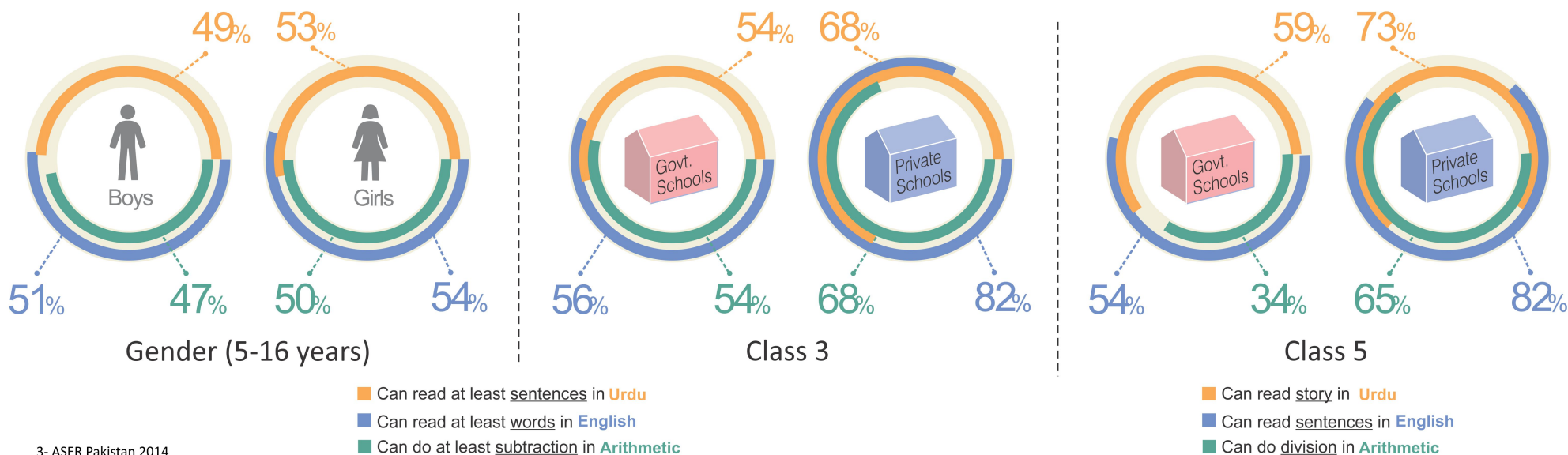
## Attendance<sup>2</sup>

Student attendance as per head count (on the day of survey) Teacher attendance (on the day of survey)



2- ASER Pakistan 2014

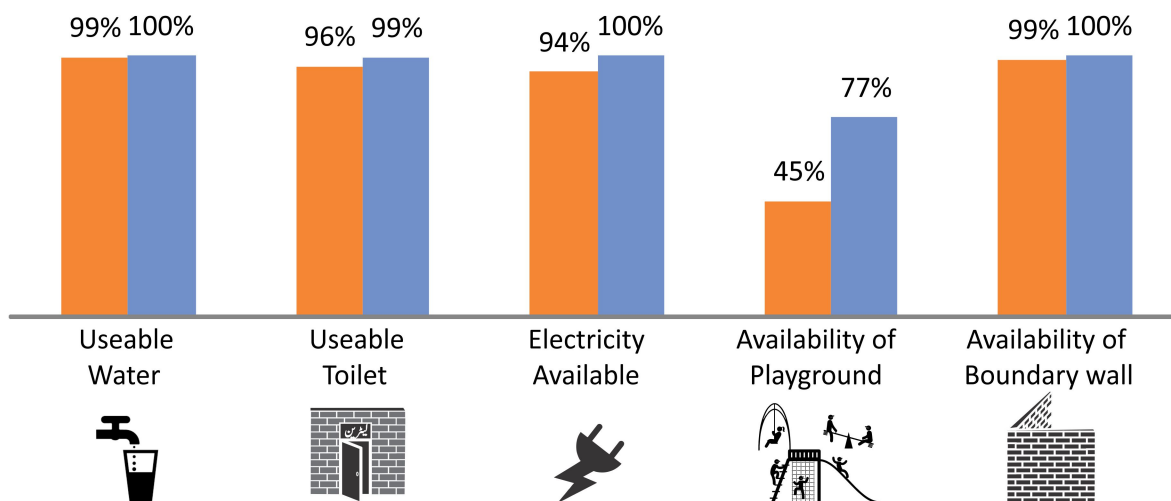
## Learning Levels<sup>3</sup>



3- ASER Pakistan 2014

## School facilities for Govt. Schools<sup>4</sup>

Primary Middle



4- Program Monitoring and Implementation Unit (PMIU) - Punjab

## District Education Budget for Schools<sup>5</sup>

School Non-Salary Budget 2013-14 (Rs. in Million)



Total Funds Allocated / Released

**35.12**

Total Funds Utilized (till-March 2014)

**42.59**

5- PMIU (Punjab) District Report Card (For the period of January - March 2014)