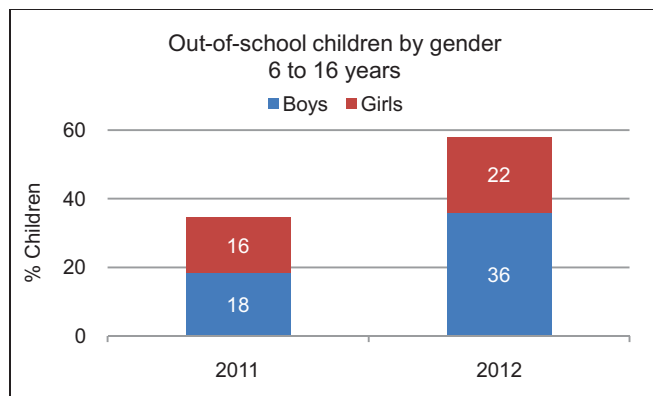
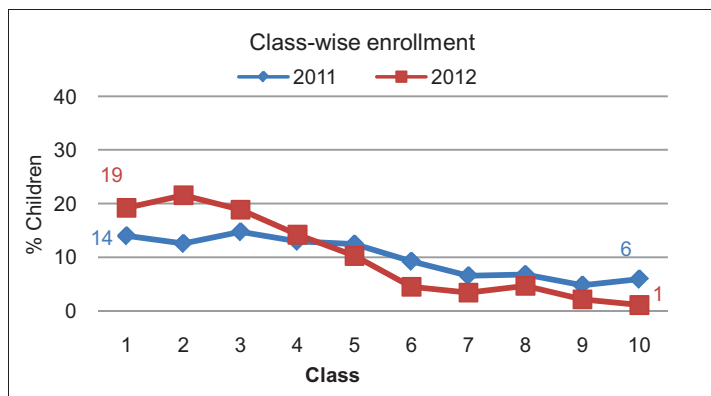
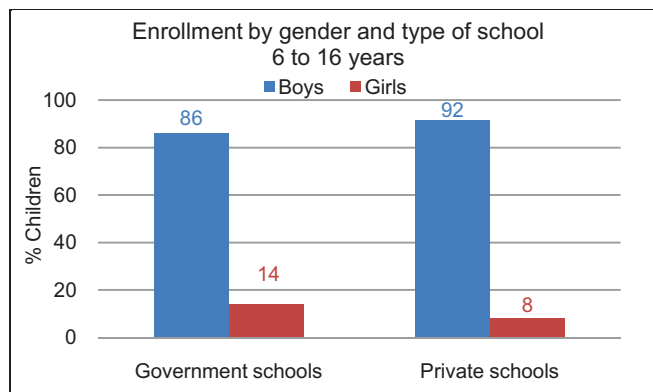


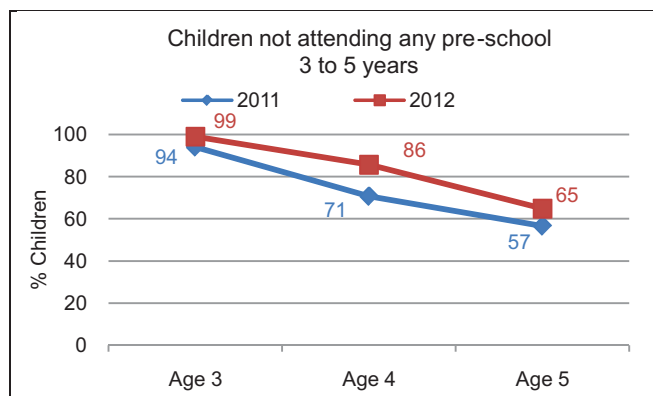
School enrollment and out-of-school children

| Age group      | % Children in different types of schools |                     |            |            | % Out-of-school |            | Total      |
|----------------|------------------------------------------|---------------------|------------|------------|-----------------|------------|------------|
|                | Govt.                                    | Non-state providers |            |            | Never enrolled  | Drop-out   |            |
|                |                                          | Pvt.                | Madrasah   | Others     |                 |            |            |
| 6-10           | 39.3                                     | 0.7                 | 1.7        | 0.1        | 55.7            | 2.5        | 100        |
| 11-13          | 41.0                                     | 0.7                 | 1.3        | 0.0        | 52.5            | 4.6        | 100        |
| 14-16          | 37.3                                     | 0.5                 | 2.7        | 0.0        | 50.8            | 8.6        | 100        |
| <b>6-16</b>    | <b>39.4</b>                              | <b>0.7</b>          | <b>1.7</b> | <b>0.1</b> | <b>54.3</b>     | <b>3.8</b> | <b>100</b> |
| <b>Total</b>   | <b>41.9</b>                              |                     |            |            | <b>58.1</b>     |            | <b>100</b> |
| <b>By type</b> | <b>94.1</b>                              | <b>1.6</b>          | <b>4.2</b> | <b>0.2</b> |                 |            |            |



Early years schooling (Pre-schooling)

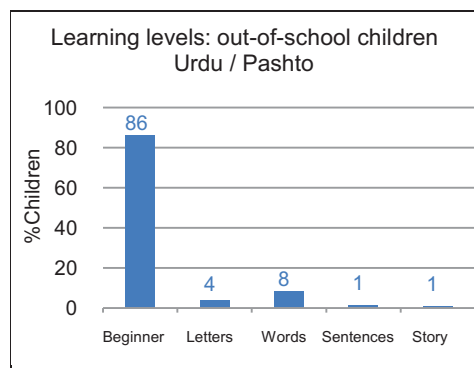
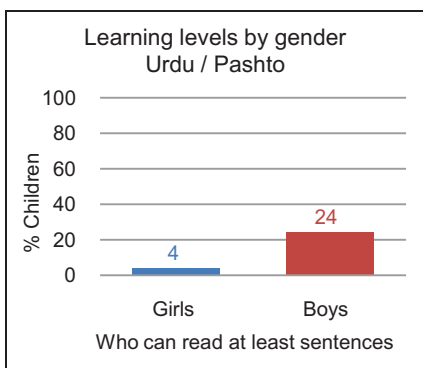
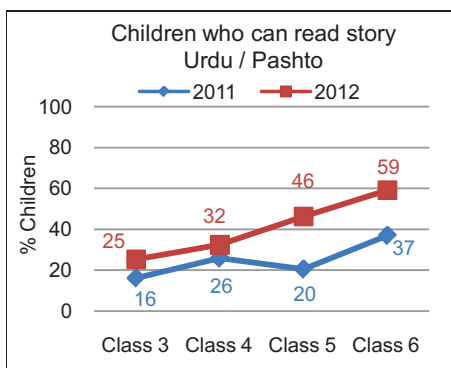
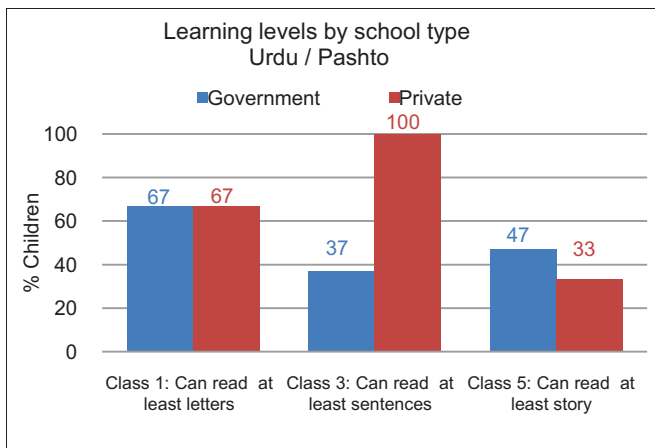
| Age group      | % Children who attend different types of pre-schools |                     |            |            | Out-of-school | Total      |
|----------------|------------------------------------------------------|---------------------|------------|------------|---------------|------------|
|                | Govt.                                                | Non-state providers |            |            |               |            |
|                |                                                      | Pvt.                | Madrasah   | Others     |               |            |
| 3              | 1.1                                                  | 0.0                 | 0.0        | 0.0        | 98.9          | 100        |
| 4              | 13.2                                                 | 0.6                 | 0.6        | 0.0        | 85.6          | 100        |
| 5              | 32.4                                                 | 0.9                 | 1.9        | 0.0        | 64.8          | 100        |
| <b>3-5</b>     | <b>16.5</b>                                          | <b>0.5</b>          | <b>0.9</b> | <b>0.0</b> | <b>82.1</b>   | <b>100</b> |
| <b>Total</b>   | <b>17.9</b>                                          |                     |            |            | <b>82.1</b>   | <b>100</b> |
| <b>By type</b> | <b>92.2</b>                                          | <b>2.9</b>          | <b>4.9</b> | <b>0.0</b> |               |            |



Learning levels (Urdu/Pashto)

| Class-wise % children who can read |         |         |       |           |       |       |
|------------------------------------|---------|---------|-------|-----------|-------|-------|
| Class                              | Nothing | Letters | Words | Sentences | Story | Total |
| 1                                  | 33.3    | 30.1    | 33.3  | 0.0       | 3.2   | 100   |
| 2                                  | 9.9     | 14.9    | 49.5  | 14.9      | 10.9  | 100   |
| 3                                  | 7.7     | 6.6     | 47.3  | 13.2      | 25.3  | 100   |
| 4                                  | 2.9     | 8.8     | 32.4  | 23.5      | 32.4  | 100   |
| 5                                  | 0.0     | 5.8     | 30.8  | 17.3      | 46.2  | 100   |
| 6                                  | 0.0     | 13.6    | 27.3  | 0.0       | 59.1  | 100   |
| 7                                  | 0.0     | 14.3    | 14.3  | 7.1       | 64.3  | 100   |
| 8                                  | 0.0     | 0.0     | 0.0   | 37.5      | 62.5  | 100   |
| 9                                  | 0.0     | 0.0     | 0.0   | 10.0      | 90.0  | 100   |
| 10                                 | 0.0     | 0.0     | 0.0   | 0.0       | 100.0 | 100   |

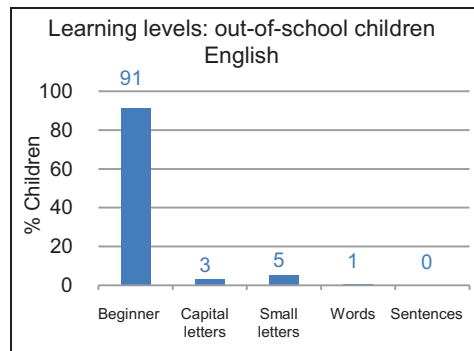
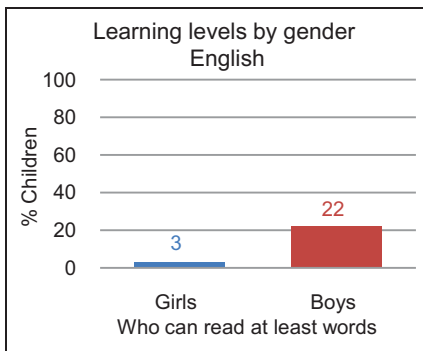
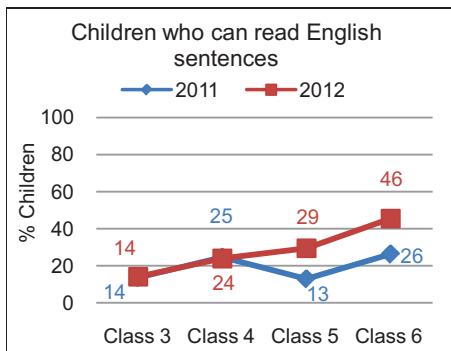
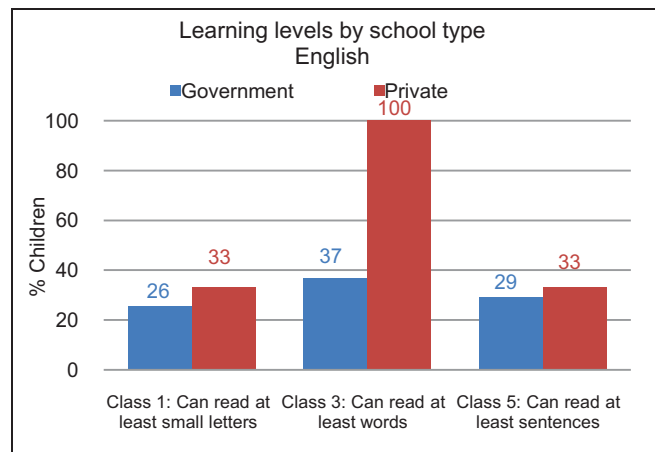
How to read: 3.2% (0.0+3.2) children of class 1 can read sentences



Learning levels (English)

| Class-wise % children who can read |         |         |       |       |           |       |
|------------------------------------|---------|---------|-------|-------|-----------|-------|
| Class                              | Nothing | Letters |       | Words | Sentences | Total |
|                                    |         | Capital | Small |       |           |       |
| 1                                  | 44.1    | 30.1    | 23.7  | 0.0   | 2.2       | 100   |
| 2                                  | 15.8    | 13.9    | 48.5  | 13.9  | 7.9       | 100   |
| 3                                  | 13.0    | 9.8     | 40.2  | 22.8  | 14.1      | 100   |
| 4                                  | 6.0     | 7.5     | 40.3  | 22.4  | 23.9      | 100   |
| 5                                  | 0.0     | 3.9     | 37.3  | 29.4  | 29.4      | 100   |
| 6                                  | 0.0     | 4.5     | 31.8  | 18.2  | 45.5      | 100   |
| 7                                  | 6.7     | 0.0     | 6.7   | 20.0  | 66.7      | 100   |
| 8                                  | 0.0     | 0.0     | 0.0   | 31.3  | 68.8      | 100   |
| 9                                  | 0.0     | 0.0     | 0.0   | 22.2  | 77.8      | 100   |
| 10                                 | 0.0     | 0.0     | 0.0   | 0.0   | 100.0     | 100   |

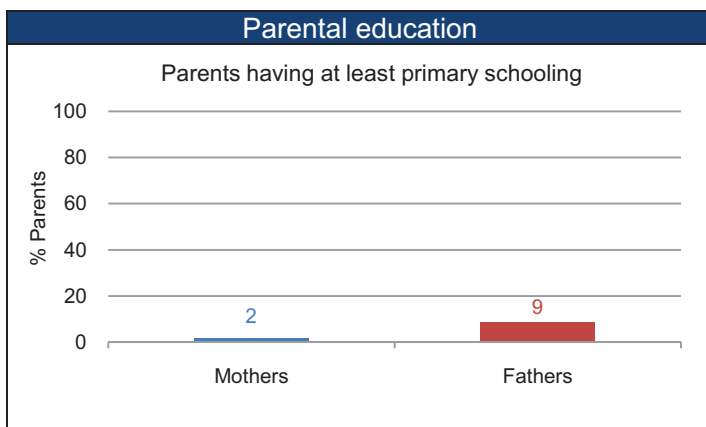
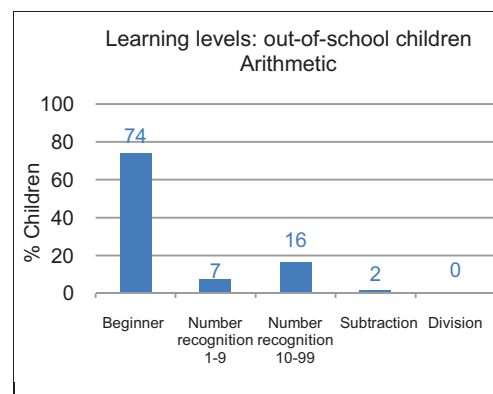
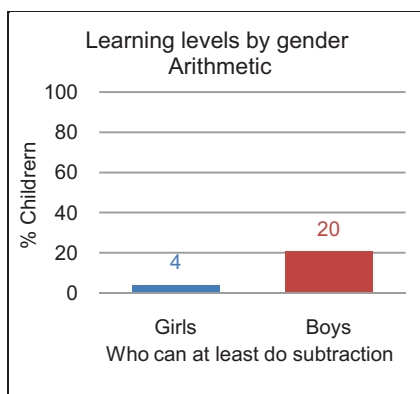
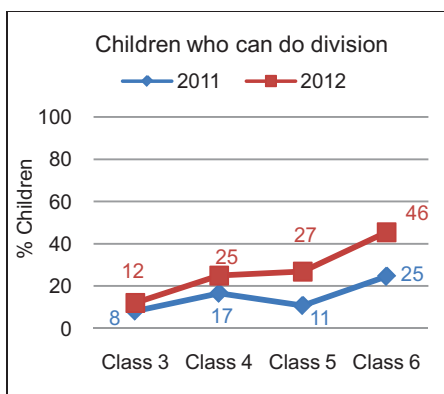
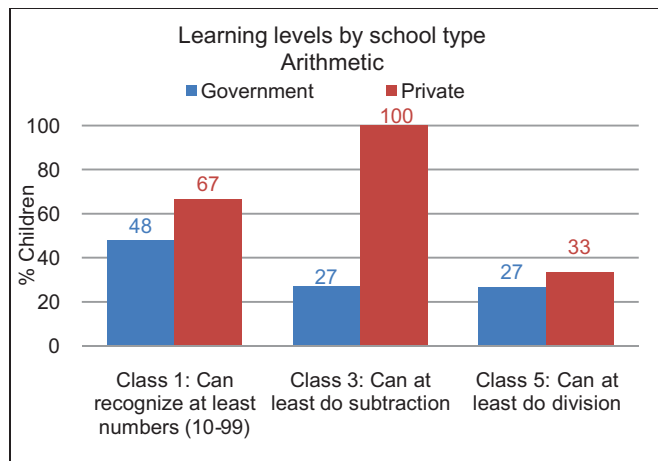
How to read: 2.2% (0.0+2.2) children of class 1 can read words



**Learning levels (Arithmetic)**

| Class | Nothing | Number recognition |       | Subtraction (2 Digits) | Division (3 digits) | Total |
|-------|---------|--------------------|-------|------------------------|---------------------|-------|
|       |         | 1-9                | 10-99 |                        |                     |       |
| 1     | 32.3    | 19.4               | 44.1  | 1.1                    | 3.2                 | 100   |
| 2     | 10.9    | 4.0                | 73.3  | 5.0                    | 6.9                 | 100   |
| 3     | 7.7     | 4.4                | 60.4  | 15.4                   | 12.1                | 100   |
| 4     | 2.9     | 5.9                | 42.6  | 23.5                   | 25.0                | 100   |
| 5     | 1.9     | 5.8                | 40.4  | 25.0                   | 26.9                | 100   |
| 6     | 0.0     | 0.0                | 31.8  | 22.7                   | 45.5                | 100   |
| 7     | 6.7     | 0.0                | 13.3  | 13.3                   | 66.7                | 100   |
| 8     | 0.0     | 0.0                | 0.0   | 31.3                   | 68.8                | 100   |
| 9     | 0.0     | 0.0                | 11.1  | 11.1                   | 77.8                | 100   |
| 10    | 0.0     | 0.0                | 0.0   | 0.0                    | 100.0               | 100   |

How to read: 4.2% (1.1+3.2) children of class 1 can do subtraction



**Paid tuition**

**Class-wise % children attending paid tuition**

| Type  | I   | II  | III | IV  | V   | VI  | VII | VIII | IX  | X   |
|-------|-----|-----|-----|-----|-----|-----|-----|------|-----|-----|
| Govt. | 1.9 | 0.0 | 1.0 | 0.0 | 0.0 | 0.0 | 0.0 | 4.0  | 0.0 | 0.0 |
| Pvt.  | 0.0 | 0.0 | 0.0 | 0.0 | 0.0 | 0.0 | 0.0 | 0.0  | 0.0 | 0.0 |

